

J Log Portal User Guide

1. Contents:

- a. Accessing The J Log Portal
- b. Search by Address
- c. Search by J#
- d. Confirm Acknowledgement & reCAPTCHA
- e. Populate & Interpret Results
- f. Reporting Issues / Bugs

2. Access The J Log Portal:

- a. Access the J Log Portal by typing the following into your browser's address bar:
<https://www.cenhud.com/en/contractors/job-search>
- b. Alternatively, navigate to the Contractor page, and click on the Project Status Lookup tile.

The screenshot shows the Central Hudson website's Project Status Lookup page. The header includes the Central Hudson logo, a navigation bar with links like 'Account & Billing', 'Savings & Assistance', 'Customer Service', and 'Outages & Safety', and a top right corner with 'Emergencies', 'Español', a search icon, and a 'Sign In / Register' button. The main content area is titled 'Project Status Lookup' and includes instructions on how to search by address or job number. It features two search tabs: 'Search by Address (multiple projects)' (selected) and 'Search by Job Number (single projects)'. Below the tabs are input fields for 'Service Address' and 'Zip Code', with an example 'Ex. 123 Main St'. There is a checkbox for 'Use my current location'. A 'Required Acknowledgement' section has a checkbox for agreeing to terms of use. At the bottom, there is a reCAPTCHA widget and a 'Search' button. A 'Feedback' button is visible on the left side of the page.

J Log Portal User Guide

3. Search by Address:

- Enter a street address and zip code for the location a job number exists.
- Street address will populate more results with less information inputs and fewer, more precise results with more information inputs.
- Zip code is required to search by address.

[Home](#) > [Contractors](#) > Project Status

Project Status Lookup

Need help finding your job status?

- If you don't know your job number or want to check multiple jobs, use the "Search by Address" option.
- If you know your job number, you can search using either the job number or the address.

Please review the [Project Journey](#) here for a better understanding of the job process from application to completion.

Search by Address (multiple projects)

Search by Job Number (single projects)

Use the fields below to search for your project(s).
For broader results, enter fewer details (e.g. "Main" instead of "123 Main Street"). To narrow your search, provide more specific information.

Service Address: * **Zip Code: ***


Ex. 123 Main St

☐ Use my current location

Required Acknowledgement: *

☐ By checking this box, I agree to the terms of use as an authorized third-party contractor.

☐ I'm not a robot
reCAPTCHA is changing its terms of service.
[Take action.](#)


reCAPTCHA
[Privacy](#) - [Terms](#)

Note: If you are building a new home or business facility, upgrading or adding electric and/or natural gas service, you will need to visit the [New Service Requests](#) page to proceed.

J Log Portal User Guide

4. Search by J#:

- Searching by J# is the best way to receive updates quickly. Enter the 6-digit number to obtain updates on a specific job. Only 6 numeric digits are accepted.
- The person that opened the job will receive a notification to their email address should the contractor have their information on file with Central Hudson. This auto generated email includes the address of the project and job number.

Project Status Lookup

Need help finding your job status?

- If you don't know your job number or want to check multiple jobs, use the **"Search by Address"** option.
- If you know your job number, you can search using either the job number or the address.

Please review the [Project Journey](#) here for a better understanding of the job process from application to completion.

Search by Address (multiple projects)

Search by Job Number (single projects)

Enter the job number below to lookup an individual project.
 To lookup multiple projects, or if you do not know the Job Number, please use 'Search by Address' option.


Job Number: *

J-

Required Acknowledgement: *

☒ By checking this box, I agree to the terms of use as an authorized third-party contractor.

☐ I'm not a robot
reCAPTCHA is changing its terms of service.
[Take action.](#)


reCAPTCHA
[Privacy](#) - [Terms](#)

Search Again

J Log Portal User Guide

5. Search by Location:

- Users can search using their approximate location to quickly find a job they're currently working at.
- If a location with a J# is found, the results will populate as normal, in the instance below where no results are found, the user will be prompted to try a different search.

[Home](#) > [Contractors](#) > [Project Status](#)

Project Status Lookup

Need help finding your job status?

- If you don't know your job number or want to check multiple jobs, use the "Search by Address" option.
- If you know your job number, you can search using either the job number or the address.

Please review the [Project Journey](#) here for a better understanding of the job process from application to completion.

Search by Address (multiple projects)

Search by Job Number (single projects)

Use the fields below to search for your project(s).
 For broader results, enter fewer details (e.g. "Main" instead of "123 Main Street"). To narrow your search, provide more specific information.


Service Address: * Zip Code: *


Ex. 123 Main St

☒ Use my current location

Required Acknowledgement: *

☒ By checking this box, I agree to the terms of use as an authorized third-party contractor.

 I'm not a robot
reCAPTCHA is changing its terms of service. [Take Action.](#)


reCAPTCHA
[Privacy](#) - [Terms](#)

Unfortunately, the search resulted in no jobs found.

- Please verify the information used in the search was correct or try using fewer details (ex. don't use Street, Road, Ave, etc.)
- It may take up to 10 business days from the day you submitted your application, for it to appear in search results.
- If you still have questions, please send an email to newbusinessdesk@cenhud.com.

J Log Portal User Guide

6. Confirm Acknowledgement & reCAPTCHA:

- To search, you must check that you agree to the terms of use on the portal and must complete the reCAPTCHA to verify all users are human. If a user does not complete the acknowledgement and reCAPTCHA, they will not be able to search.

Home > Contractors > Project Status

Project Status Lookup

Need help finding your job status?

- If you don't know your job number or want to check multiple jobs, use the "Search by Address" option.
- If you know your job number, you can search using either the job number or the address.

Please review the [Project Journey](#) here for a better understanding of the job process from application to completion.

Search by Address (multiple projects)

Use the fields below to search for your project(s).
 For broader results, enter fewer details (e.g. "Main" instead of "123 Main Street"). To narrow your search, provide more specific information.

Service Address: * Zip Code: *

Ex. 123 Main St

☐ Use my current location

Required Acknowledgement: *

☒ By checking this box, I agree to the terms of use as an authorized third-party contractor.

☐ I'm not a robot

reCAPTCHA is changing its terms of service. [Take action.](#)

reCAPTCHA Privacy - Terms

[Search Again](#)

Please verify you are not a robot

Project Status Lookup

Need help finding your job status?

- If you don't know your job number or want to check multiple jobs, use the "Search by Address" option.
- If you know your job number, you can search using either the job number or the address.

Please review the [Project Journey](#) here for a better understanding of the job process from application to completion.

Search by Address (multiple projects)

Enter the address to look up. Please use "Search by Address" option.

Job Number:

Required Acknowledgement: *

☒ By checking this box, I agree to the terms of use as an authorized third-party contractor.

☐ I'm not a robot

reCAPTCHA is changing its terms of service. [Take action.](#)

reCAPTCHA Privacy - Terms

[Search](#)

Select all squares with motorcycles

Jobs found.

was correct or try using fewer details (ex. don't use Street, Road, Ave, etc.)

you submitted your application, for it to appear in search results.

newbusinessdesk@cenhud.com

[SKIP](#)

Note: If you are building a new home or business facility, upgrading or adding electric and/or natural gas service, you will need to visit the [New Service Requests](#) page to proceed.

J Log Portal User Guide

7. No Results:

- a. If no results are found, the following error will occur, and the user must search again. Instructions to widen the search by excluding building number and street name are included.

Project Status Lookup

Need help finding your job status?

- If you don't know your job number or want to check multiple jobs, use the "Search by Address" option.
- If you know your job number, you can search using either the job number or the address.

Please review the [Project Journey](#) here for a better understanding of the job process from application to completion.

[Search by Address \(multiple projects\)](#)
[Search by Job Number \(single projects\)](#)

Use the fields below to search for your project(s).
 For broader results, enter fewer details (e.g. "Main" instead of "123 Main Street"). To narrow your search, provide more specific information.

Service Address: *

Ex. 123 Main St


☐ Use my current location

Zip Code: *

Required Acknowledgement: *

☒ By checking this box, I agree to the terms of use as an authorized third-party contractor.

☐ I'm not a robot
reCAPTCHA is changing its terms of service.
[Take action.](#)


reCAPTCHA
[Privacy](#) - [Terms](#)

[Search Again](#)

Unfortunately, the search resulted in no jobs found.

- Please verify the information used in the search was correct or try using fewer details (ex. don't use Street, Road, Ave, etc.)
- It may take up to 10 business days from the day you submitted your application, for it to appear in search results.
- If you still have questions, please send an email to newbusinessdesk@cenhud.com.

J Log Portal User Guide

8. Interpret Results

a. Results will populate as shown below.

Project Status Lookup

Need help finding your job status?

- If you don't know your job number or want to check multiple jobs, use the "Search by Address" option.
- If you know your job number, you can search using either the job number or the address.

Please review the [Project Journey](#) here for a better understanding of the job process from application to completion.

Search by Address (multiple projects)

Search by Job Number (single projects)

Use the fields below to search for your project(s).
 For broader results, enter fewer details (e.g. "Main" instead of "123 Main Street"). To narrow your search, provide more specific information.

Service Address: *

Ex. 123 Main St
☐ Use my current location

Zip Code: *

Required Acknowledgement: *

☒ By checking this box, I agree to the terms of use as an authorized third-party contractor.

☐ I'm not a robot
reCAPTCHA is changing its terms of service. [Take action.](#)

reCAPTCHA Privacy - Terms

Search Again

Service Address	Service Type
... MAIN ST, CATSKILL, 12414	ELECTRIC +

b. The "+" sign can be selected to expand the selected job to display status updates.

GAS

Description:
 Job Number: J8
 Job Created: Complete

To Field: N/A
 To Estimating: Complete
 U/W Permit Received:

Road Permit Received: N/A
 To Construction: Complete
 Job Completed: Complete

Email New Business

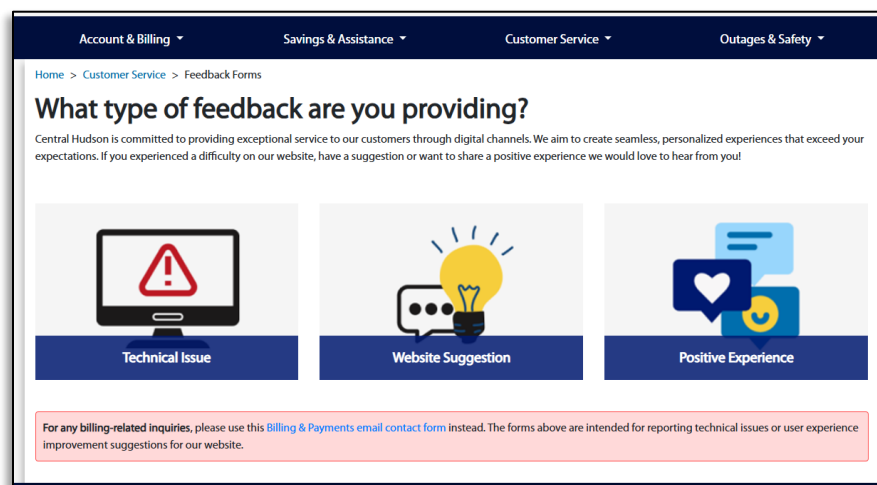
c. Updates mean the following:

- Description:** Description of the Job at this premise.
- Job Number:** Associated job number for this premise.
- Job Created:** Yes = Complete;
- Permit Due By:** Yes = Complete; Pending, N/A = Not Applicable.
- U/W Permit Received (Underwriter):** Received = Complete, Not Received = Blank
- Job Completed:** Yes = Complete; Pending,; N/A = Not Applicable.

J Log Portal User Guide

9. Reporting Issues / Bugs:

- Customers and contractors can suggest enhancements and provide general feedback using the “Feedback” tab: <https://www.cenhud.com/en/customer-service/feedback-forms/>



For additional information on the overall project flow, users can select the linked “Project Journey” to view the following information:

