


2025 YEAR IN REVIEW + 2026 OUTLOOK

Central Hudson Solar+ Summit

Noah Ginsburg | New York Solar Energy Industries Association

March 2026



Agenda

Introduction

Part I 2025 Deployment Trends

Part II 2025 Development Trends

Recent Policy Developments

2026 Policy Priorities

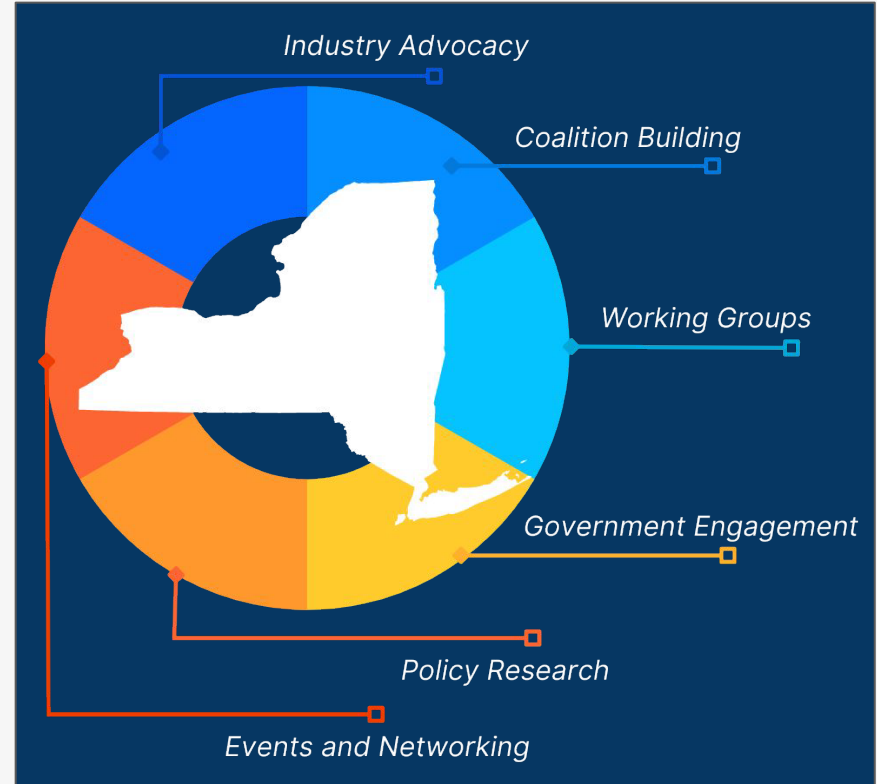
Q&A





NYSEIA is an industry trade association dedicated to advancing rooftop and community (“distributed”) solar and energy storage deployment across New York State.

We address barriers to deployment and grow the addressable market through legislative and regulatory advocacy, public education, and capacity building for member companies.



NY Distributed Solar + Storage Policy Framework

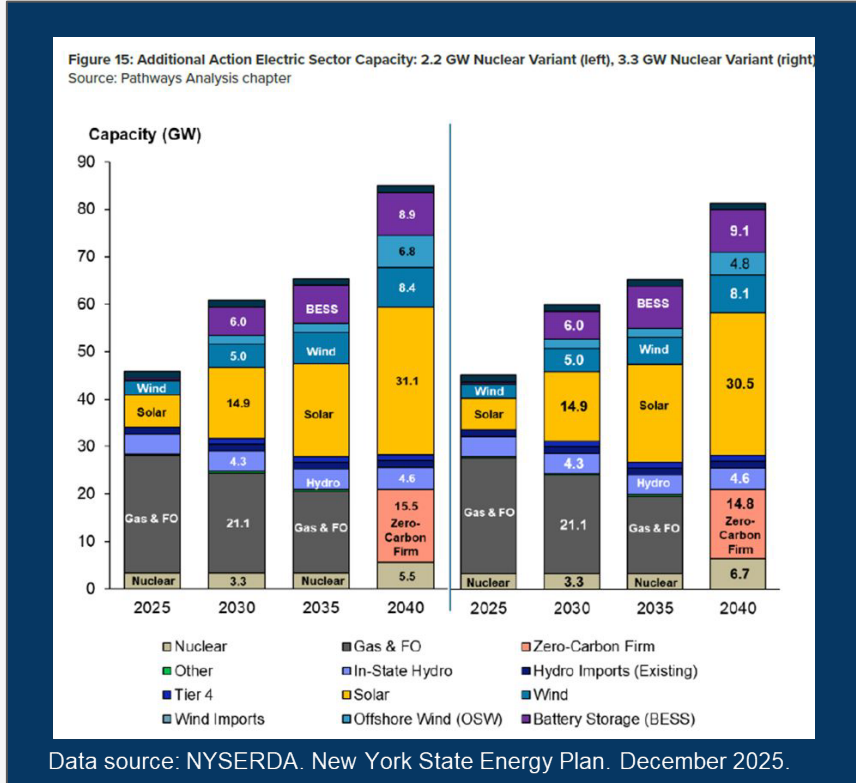
New York has a robust policy framework to support distributed solar + storage deployment.

The Climate Act of 2019 codified ambitious clean energy goals.

In 2024, NY surpassed its 6 GW by 2025 distributed solar goal ahead of schedule.

Also in 2024, NY established a 6 GW by 2030 energy storage goal.

In December 2025, NY adopted an “all of the above” State Energy Plan. The NY State Energy Plan calls for a major buildout of solar to meet rising demand.



Data source: NYSERDA. New York State Energy Plan. December 2025.

New York's Solar + Storage Workforce

New York's solar + storage workforce continues to grow.

According to NYSERDA's 2025 Clean Energy Industry Report, New York is home to 18,688 solar + storage workers – more than any other renewable energy sector!

NYSERDA's Clean Energy Industry Report found that clean energy workers earn higher wages than their peers in other sectors, and 92% indicated being very or somewhat satisfied with their career.



Source: NYSERDA 2025 Clean Energy Industry Report



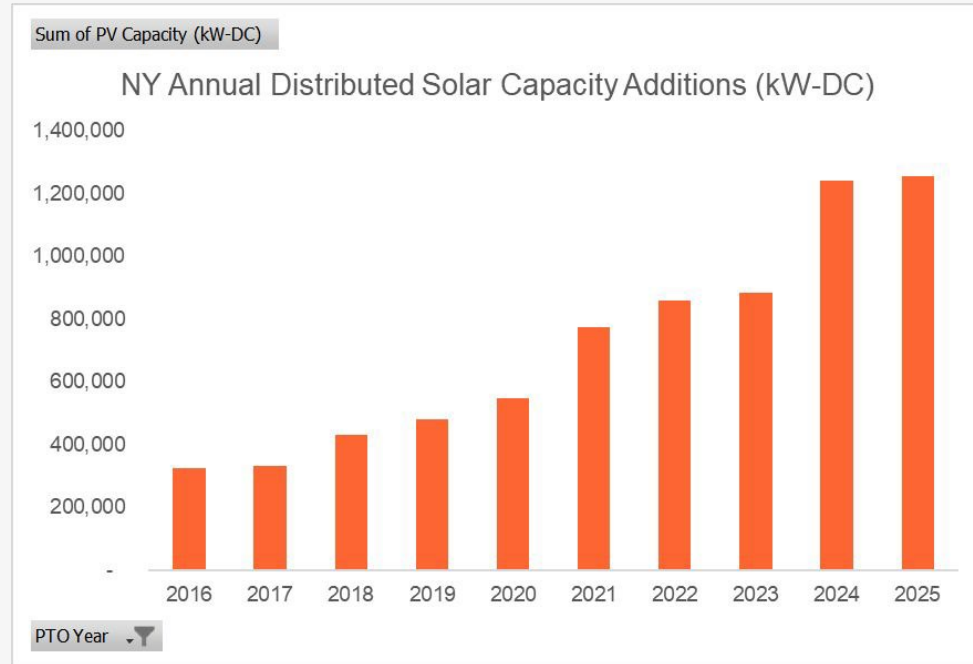


PART I: DEPLOYMENT TRENDS



In 2025, New York State interconnected **1.23 gigawatts-DC** of new distributed solar capacity, maintaining record annual deployment and bringing total installed distributed solar capacity to 7.8 GW.

Total Solar PV Capacity (kW_{DC}): 7,840,733
2025 Capacity Additions (kW_{DC}): 1,226,193



Data source: NYSERDA. New York Department of Public Service. February 2026.

National Grid now has more than three gigawatts-DC of distributed solar in operation, more than twice as much as any other utility service territory in New York.

NYSEG and PSEG Long Island both have more than one gigawatt of distributed solar PV, and Con Edison is close behind with 943 megawatts operational.

Central Hudson's solar deployment figures are impressive considering the size of the service territory!

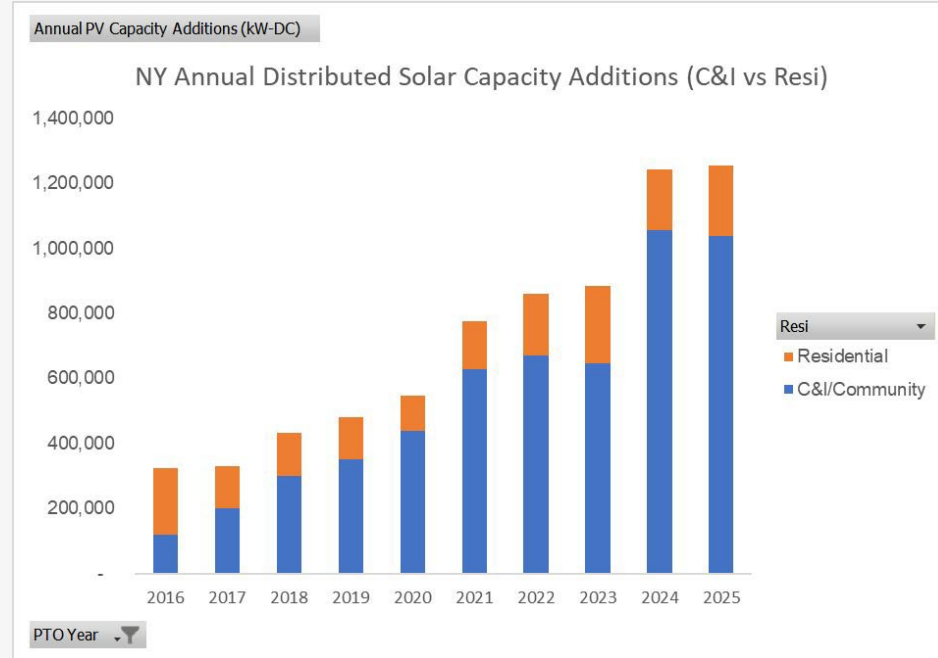
| Utility | Sum of Est. PV System Size (kW-DC) |
|--------------------|------------------------------------|
| National Grid | 3,099,562 |
| NYSEG | 1,372,351 |
| PSEGLI | 1,251,945 |
| Con Ed | 943,142 |
| Central Hudson | 493,251 |
| O&R | 355,720 |
| RGE | 324,761 |
| Grand Total | 7,840,733 |

Data source: NYSEERDA. New York Department of Public Service. February 2026.



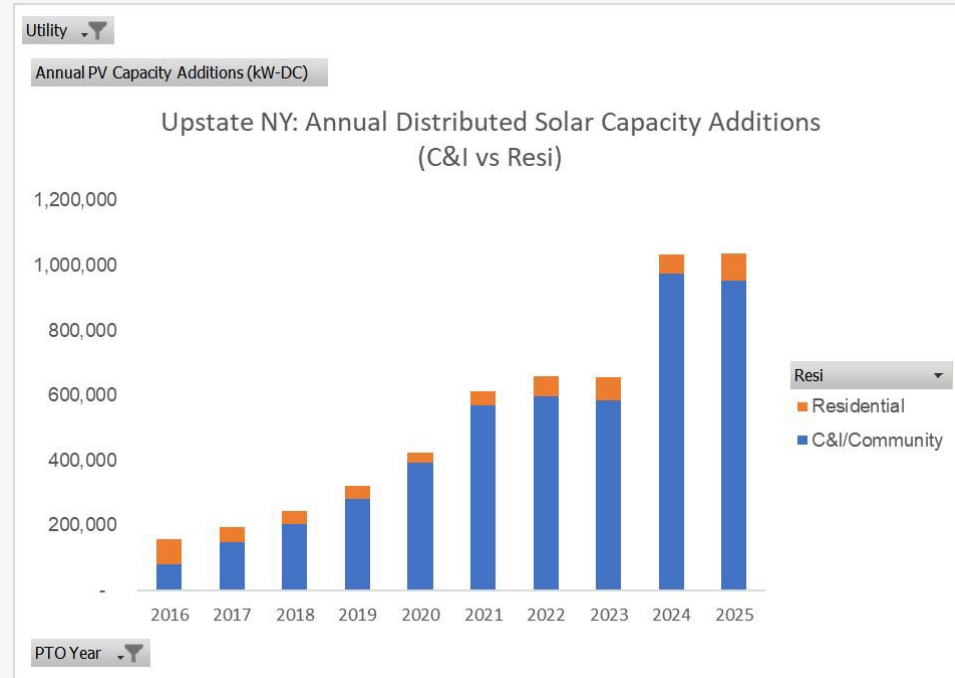
82% of the total distributed solar capacity addition was commercial & industrial (C&I) or community solar, while 18% of the total capacity was residential.

C&I deployment was down 2% year over year, while residential solar deployment grew by 22%, driven by sector-wide urgency to complete customer-owned projects before the federal 25D residential tax credit phased out in December 2025.



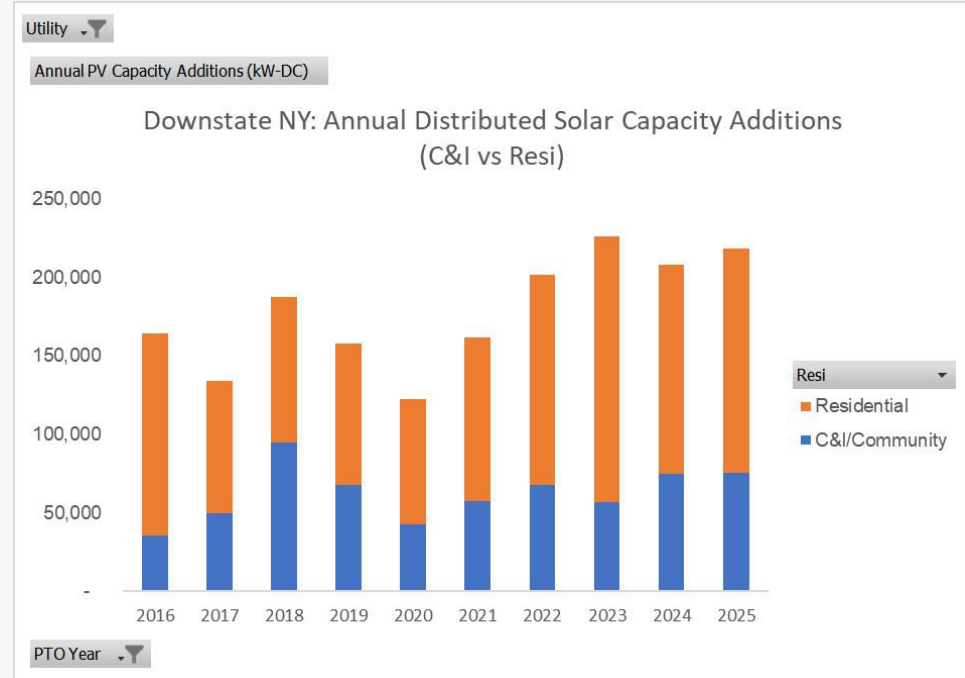
Data source: NYSERDA. New York Department of Public Service. February 2026.

In Upstate NY, community solar is the primary driver of capacity additions, while residential deployment is more modest.



Data source: NYSERDA. New York Department of Public Service. February 2026.

In Downstate NY (Con Edison and PSEG Long Island), where there is limited land availability and retail electricity rates are highest, residential solar is the primary driver of PV capacity additions.



Data source: NYSERDA. New York Department of Public Service. February 2026.



When it comes to 2025 residential solar installations, Suffolk County led the pack with slightly more installations than Queens and a lot more capacity.

2025 Residential Installations by County (Top 10)*

| County | Number of Installations | Sum of Est. PV System Size (kW-DC) |
|-------------|-------------------------|------------------------------------|
| Suffolk | 4,012 | 43,243 |
| Queens | 3,960 | 27,678 |
| Nassau | 3,100 | 28,842 |
| Westchester | 2,342 | 24,164 |
| Kings | 2,026 | 11,566 |
| Richmond | 1,711 | 13,156 |
| Bronx | 972 | 6,048 |
| Dutchess | 874 | 9,298 |
| Orange | 806 | 8,355 |
| Ulster | 676 | 7,646 |

Data source: NYSERDA. New York Department of Public Service. February 2026.

- Energy storage attachment rates for solar remain low in NY, with just 4.3% of residential PV installations including energy storage in 2025.
- Con Edison's BESS attachment rate is hovering around 1% due to New York City's Fire Code provisions, which serve as a de facto ban against safe residential energy storage.
- In 2025, NYSERDA launched a residential BESS incentive, and utilities are rolling out modest performance payments for residential BESS in 2026.
- **Central Hudson has above-average BESS attachment rates, with 11.3% of installations in 2025 including energy storage.**

| BESS Attachment Rate | | | | | | | | | |
|----------------------|----------------|-------------|---------------|--------------|--------------|-------------|-------------|-------------|--|
| Year | Central Hudson | Con Ed | National Grid | NYSEG | O&R | PSEGLI | RGE | Grand Total | |
| 2021 | 12.4% | 1.8% | 6.8% | 13.6% | 9.3% | 8.4% | 3.8% | 6.2% | |
| 2022 | 7.8% | 1.6% | 6.7% | 12.9% | 14.5% | 7.6% | 7.1% | 5.7% | |
| 2023 | 6.0% | 1.0% | 6.4% | 11.9% | 11.6% | 3.4% | 4.1% | 3.5% | |
| 2024 | 6.8% | 1.0% | 3.7% | 11.6% | 26.3% | 4.6% | 7.5% | 4.5% | |
| 2025 | 11.3% | 1.2% | 3.8% | 8.2% | 13.7% | 4.7% | 5.1% | 4.3% | |
| Grand Total | 8.5% | 1.3% | 5.3% | 10.9% | 15.1% | 5.6% | 5.5% | 4.7% | |

Data source: NYSERDA. New York Department of Public Service. February 2026.

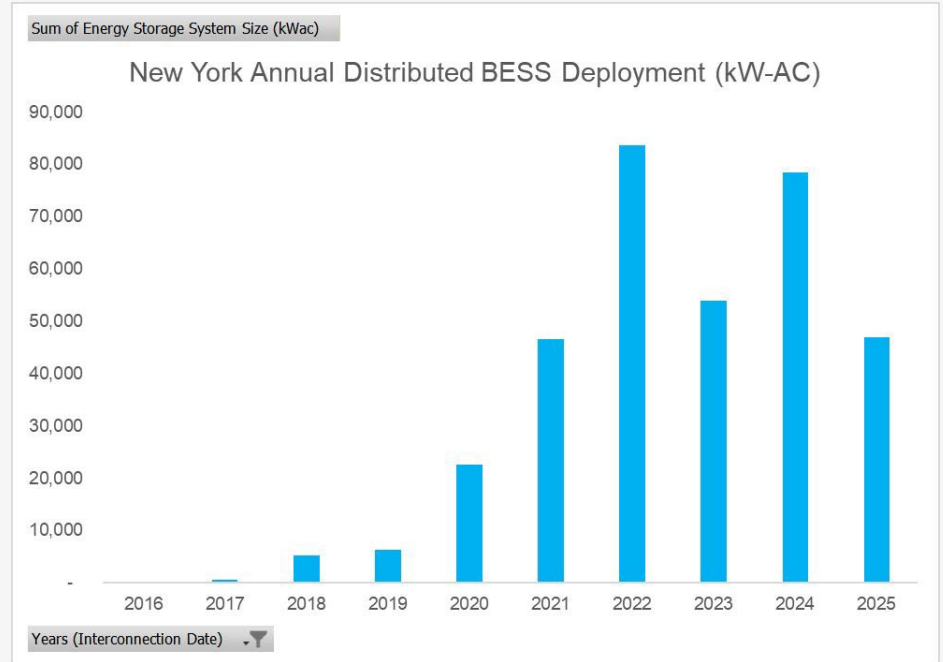


Total deployment figures for distributed battery energy storage systems (BESS) were more modest than PV, with 47 megawatts (MW) coming online in 2025, bringing the statewide total to 345 MW.

Total BESS Capacity (kW-AC): 344,864
2025 Additions (kW-AC): 47,386

New York's vibrant market for BESS development is not yet showing up in deployment figures. The following section highlights this trend of rapid growth in the development pipeline.

PSEG LI December 2025 interconnection data was not available. Estimated values were used for this analysis 8,000 kW PV, 400 kW BESS

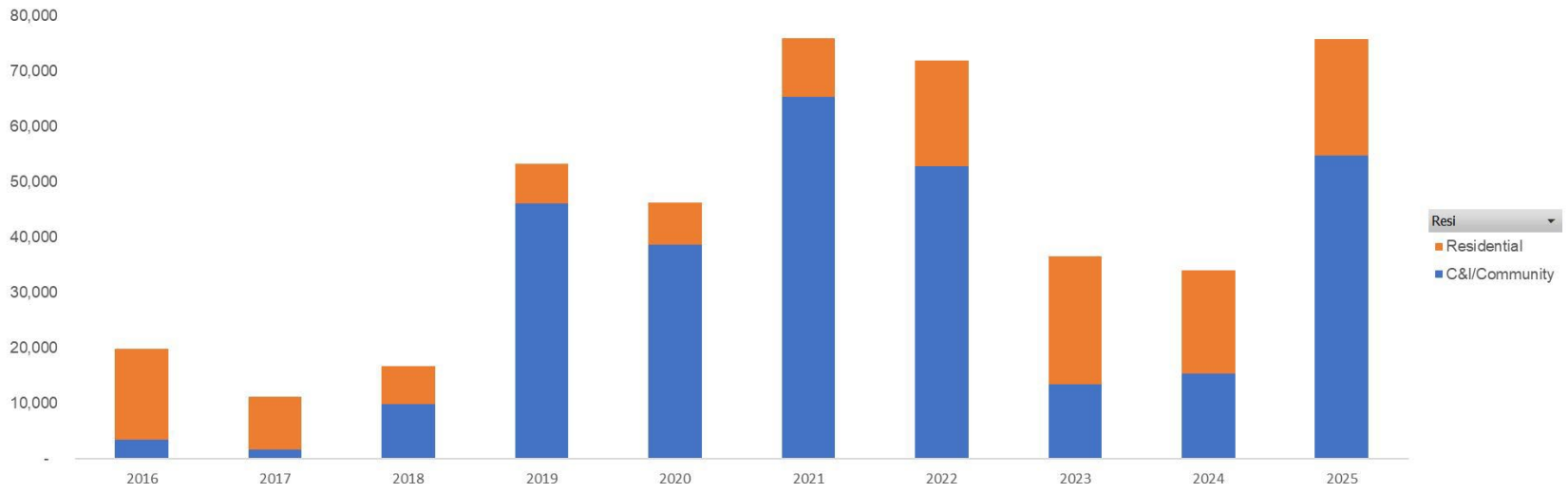


Data source: NYSERDA. New York Department of Public Service. February 2026.

Utility ▾

Annual PV Capacity Additions (kW-DC)

Central Hudson: Annual Distributed Solar Capacity Additions (kW-DC)



Residential ▾

- Residential
- C&/Community

PTO Year ▾

Data source: NYSERDA. New York Department of Public Service. February 2026.



Central Hudson Residential PV Installations

2025 Residential Installations by County

There were nearly 2,000 residential solar installations in Central Hudson last year. Approximately 2/3 of the residential solar installations were in Dutchess and Ulster Counties, with most of the remaining projects in Orange and Greene Counties.

| County | Installations | Sum of PV Capacity (kW-DC) |
|--------------------|---------------|----------------------------|
| Dutchess | 781 | 8,209 |
| Ulster | 643 | 7,245 |
| Orange | 332 | 3,470 |
| Greene | 106 | 1,190 |
| Putnam | 34 | 386 |
| Albany | 26 | 295 |
| Columbia | 8 | 84 |
| Sullivan | 6 | 81 |
| Schoharie | 1 | 4 |
| Grand Total | 1,937 | 20,963 |

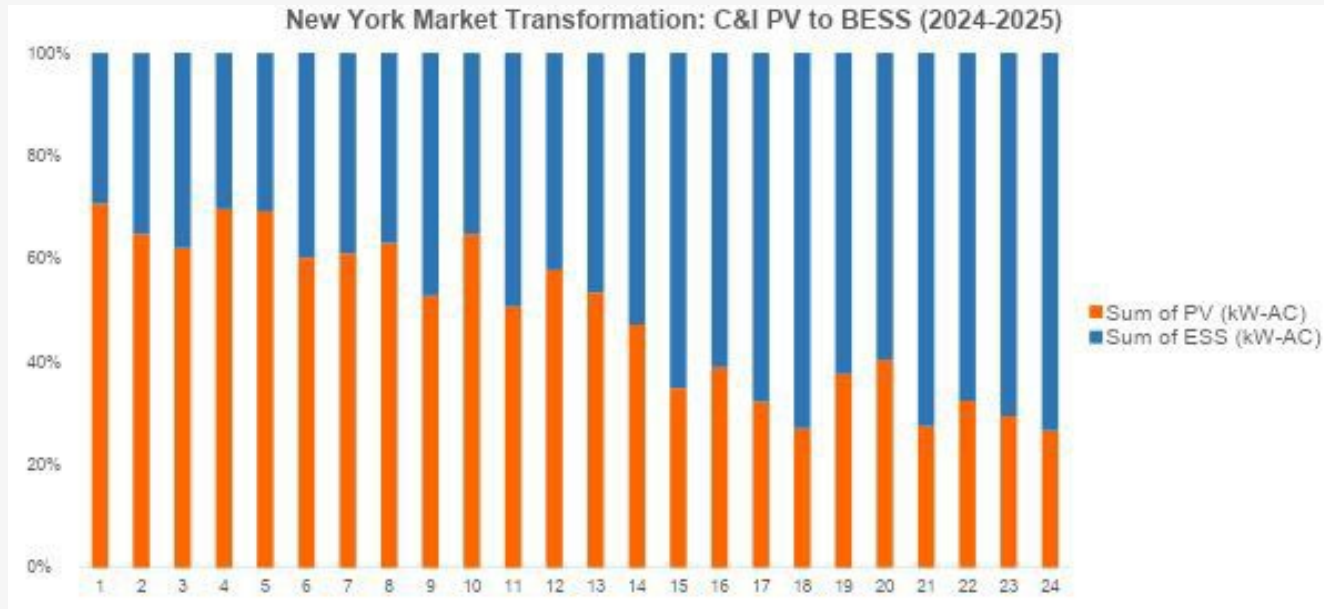
Data source: NYSERDA. New York Department of Public Service. February 2026.



PART II: DEVELOPMENT TRENDS



In January 2024, most DER interconnection applications were for solar PV. By December 2025, most new interconnection applications were for BESS. This shift is driven by changes to both State and Federal policy.

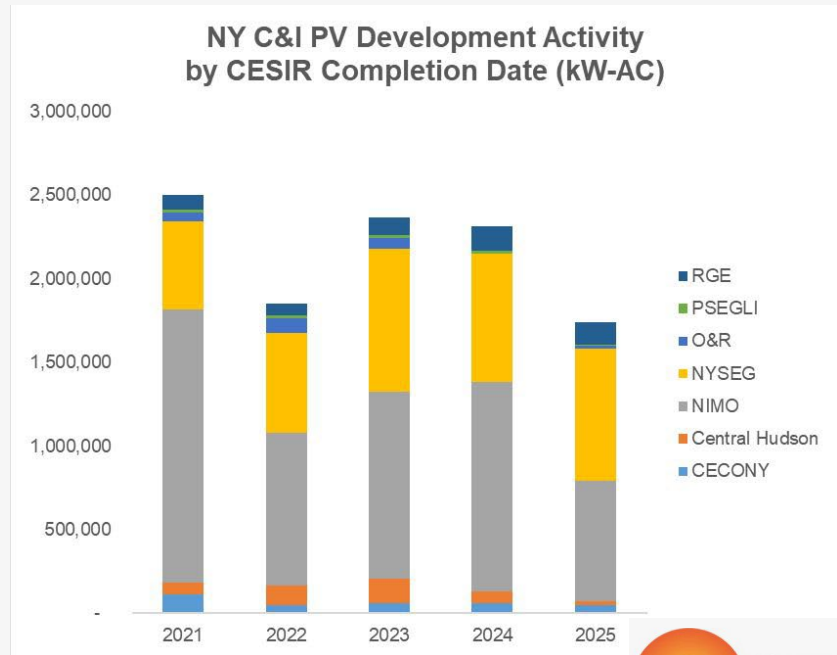
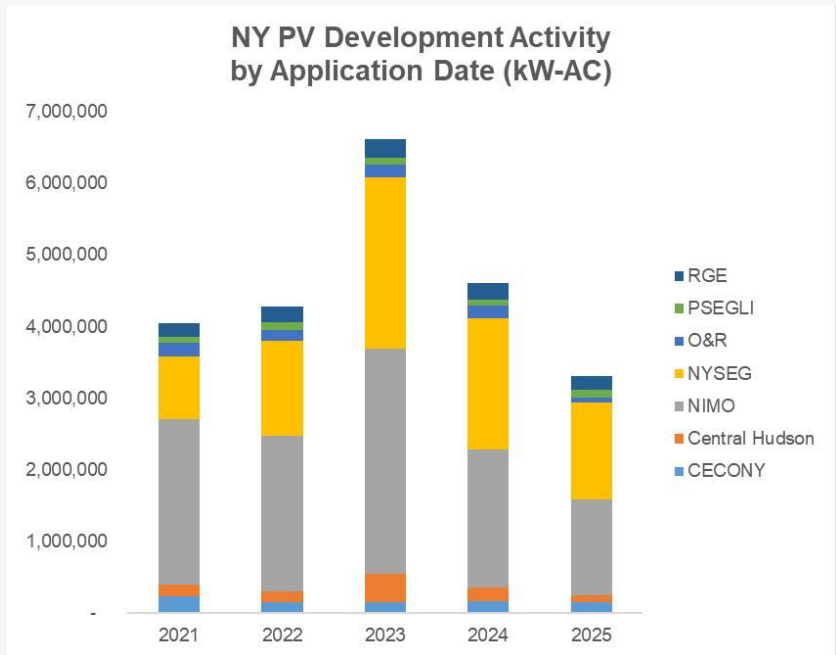


Data source: NYSERDA. New York Department of Public Service. February 2026.



C&I Solar PV Development Trends (Early Stage)

While development activity is still robust, in 2025, new C&I solar PV interconnection applications and CESIRs reached their lowest level in five years.

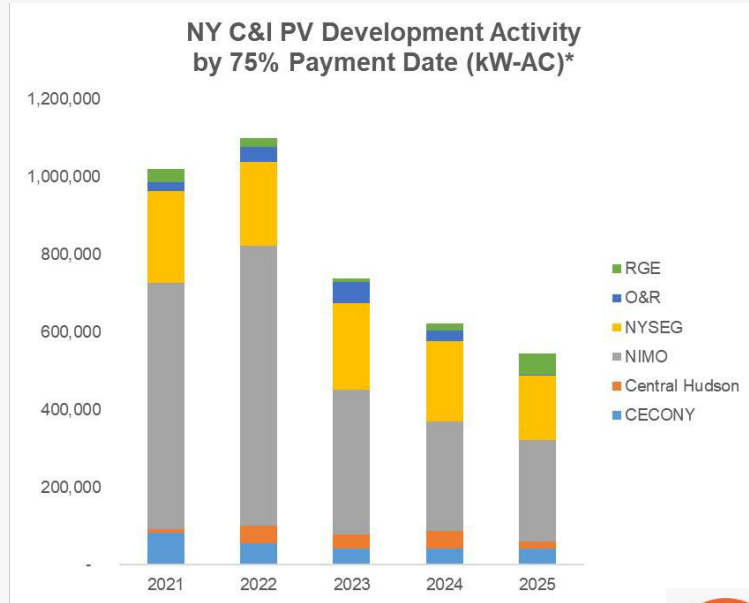
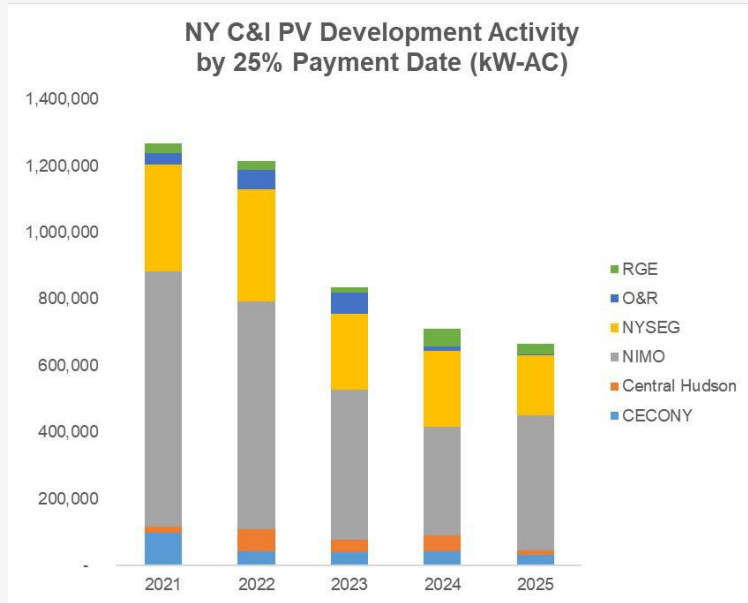


Data source: NYSERDA. New York Department of Public Service. February 2026.



C&I Solar PV Development Trends (Late Stage)

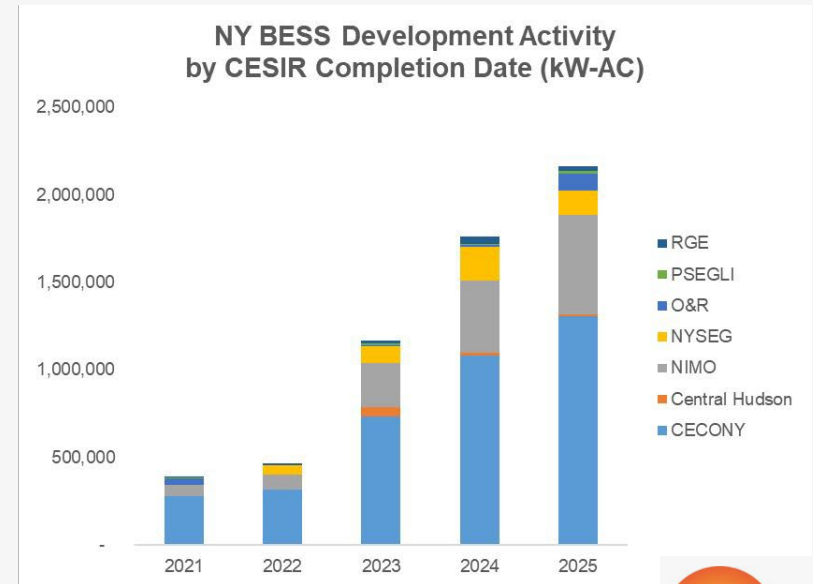
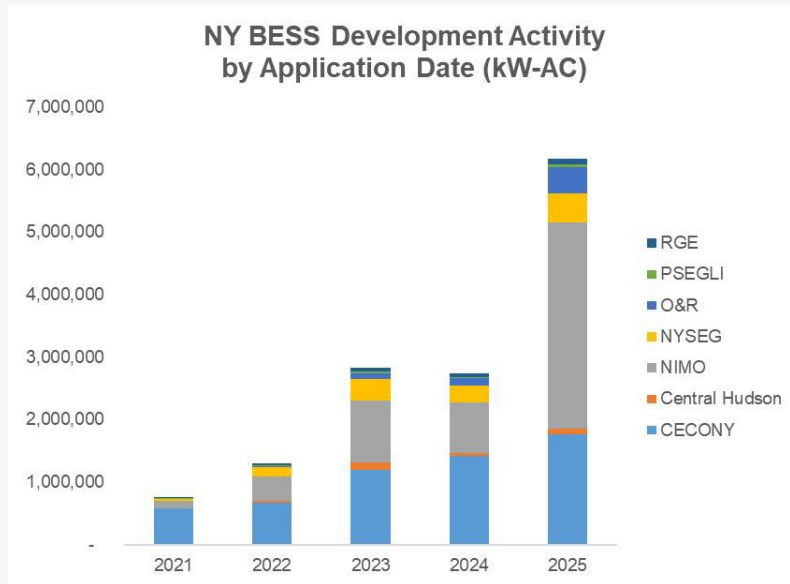
The decline in later stage development was less pronounced. Developers in National Grid territory made 25% deposits on more capacity in 2025 than in 2024, and RG&E saw a YoY increase to 75% payments.



Data source: NYSERDA. New York Department of Public Service. February 2026.

Retail BESS Development Trends (Early Stage)

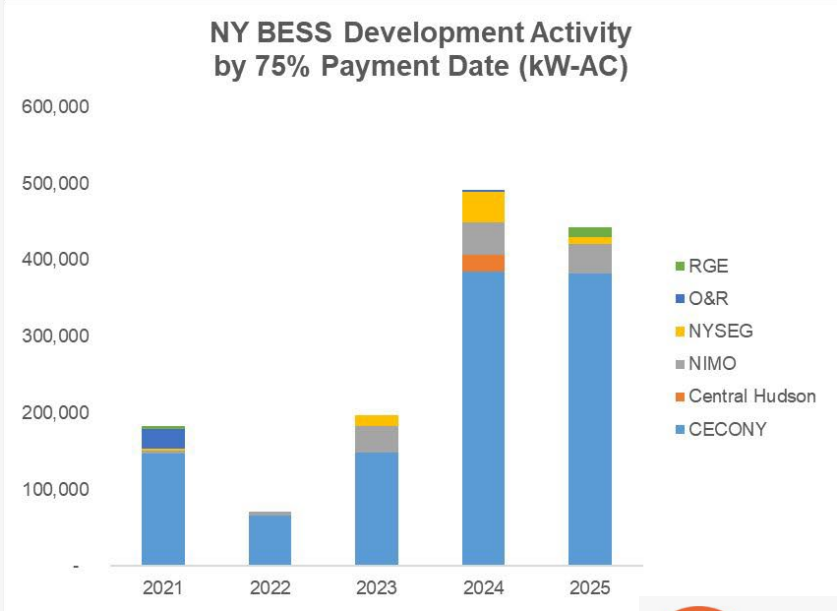
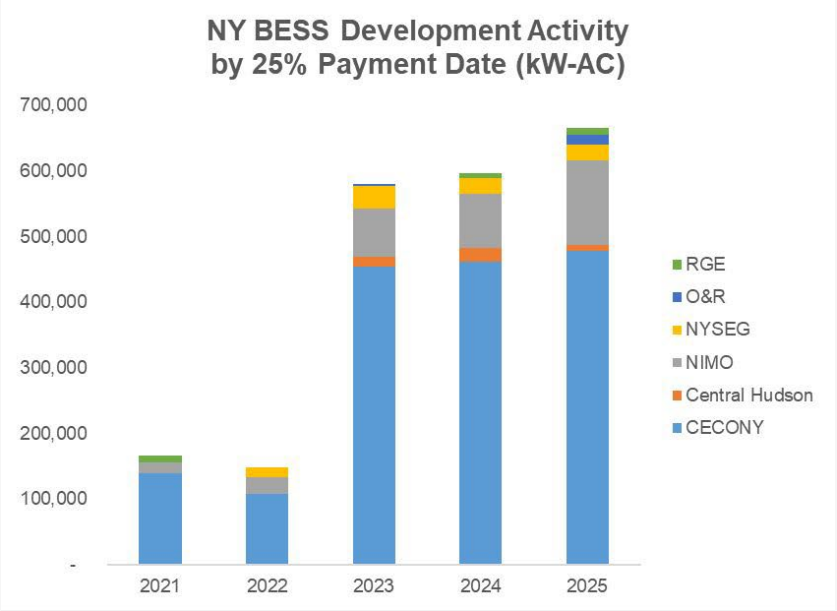
2025 was a breakout year for early-stage BESS development, especially in National Grid territory which saw tremendous growth in interconnection applications. Con Edison, New York's most established BESS market, experienced more modest growth in new applications.



Data source: NYSERDA. New York Department of Public Service. February 2026.

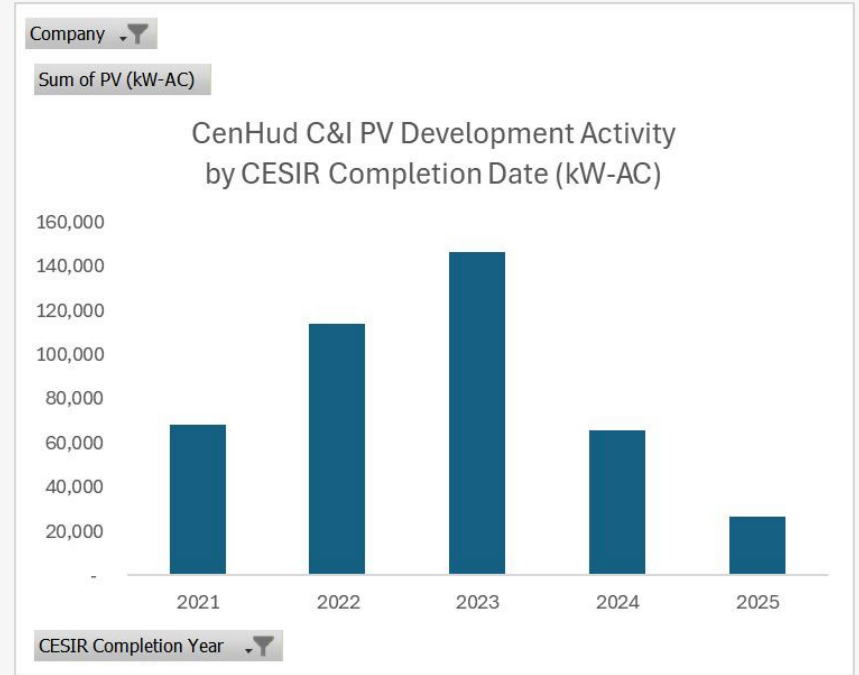
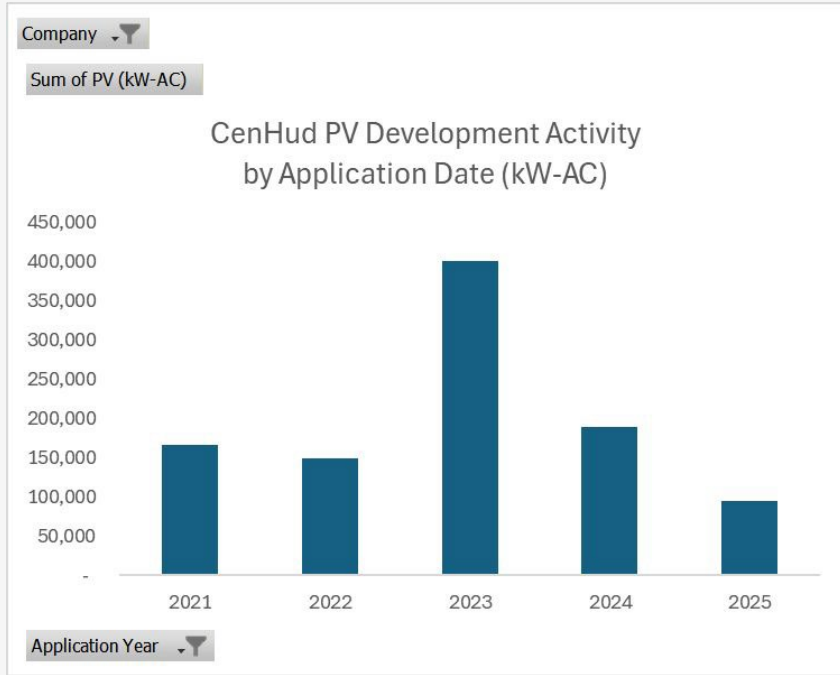
Retail BESS Development Trends (Late Stage)

Con Edison remains the largest market for late-stage retail BESS development. Emergent interconnection challenges in Con Edison territory are threatening to slow deployment in New York's most constrained load zone.

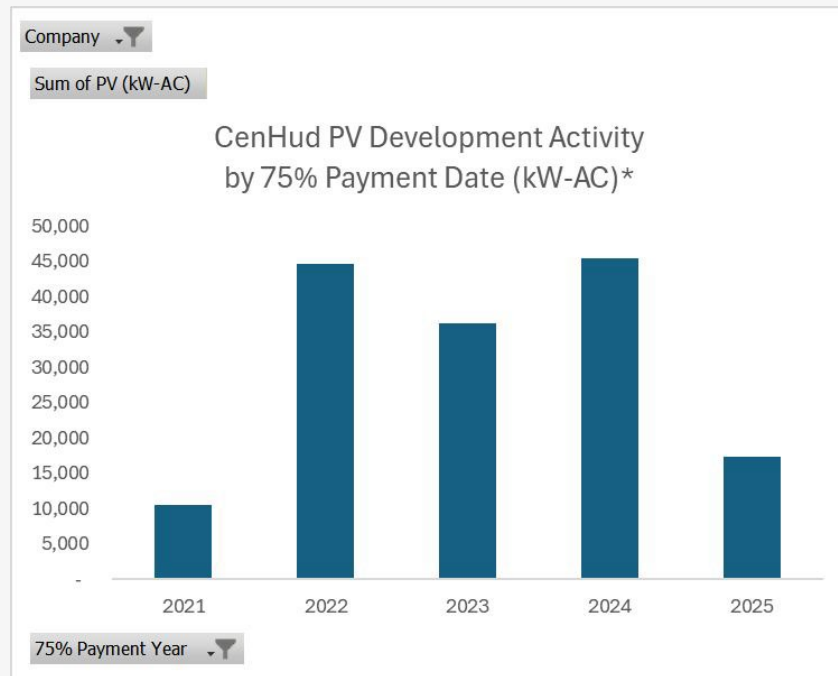
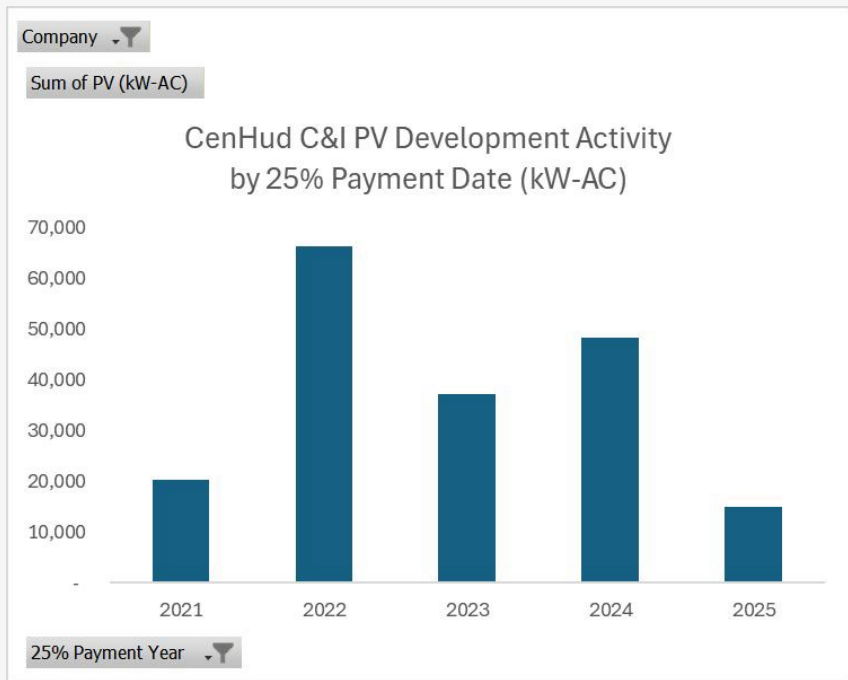


Data source: NYSERDA. New York Department of Public Service. February 2026.

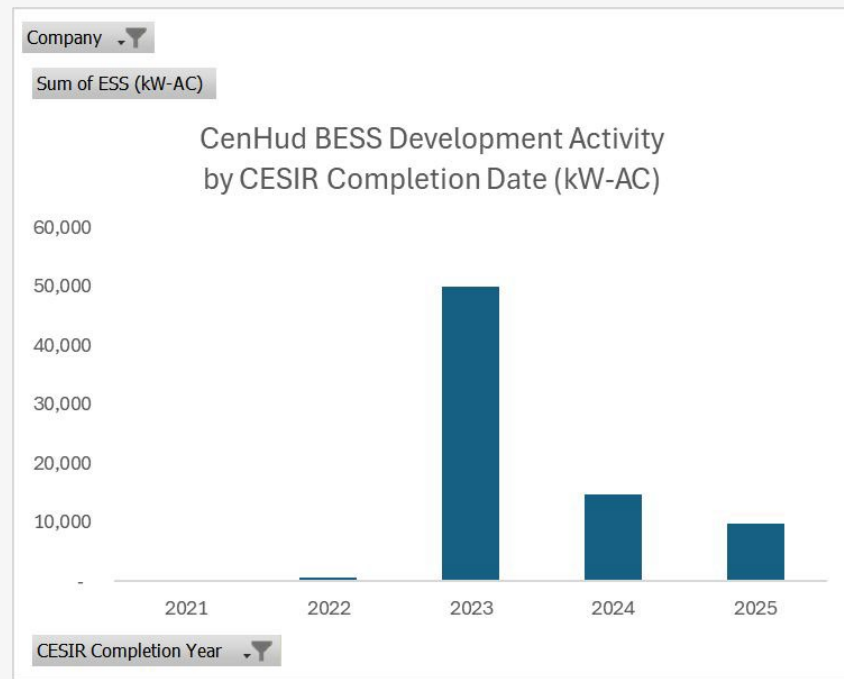
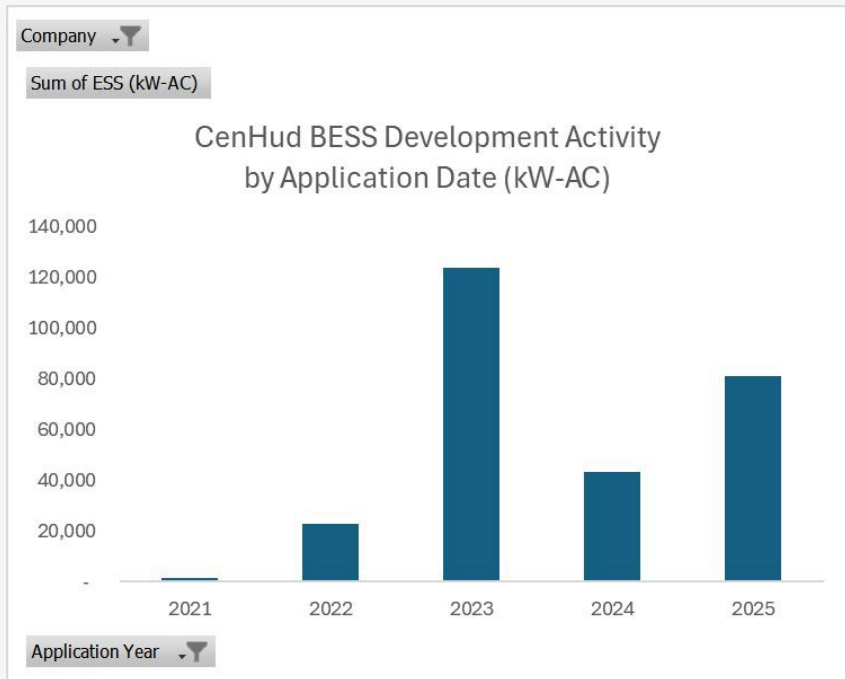




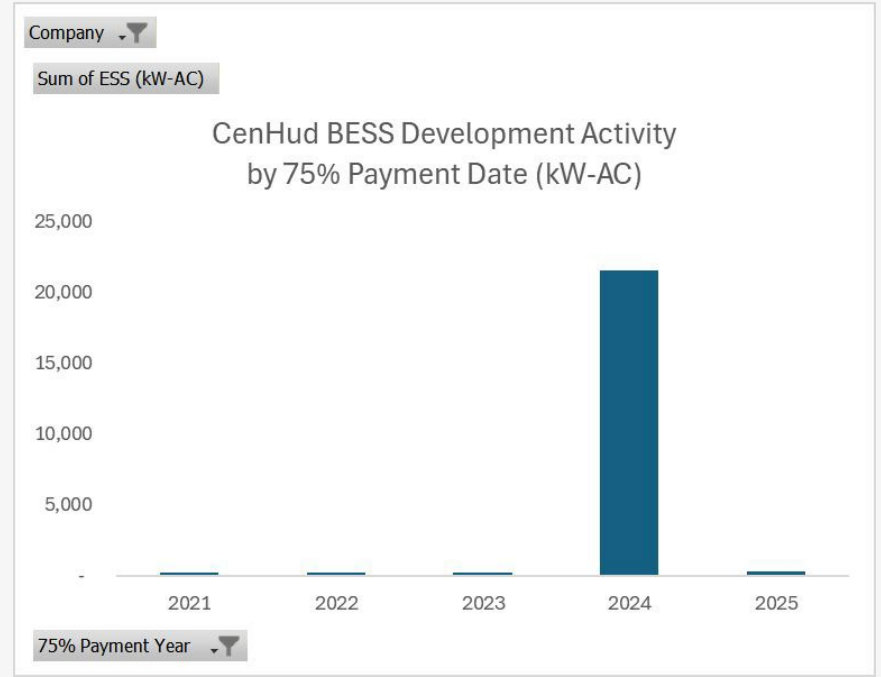
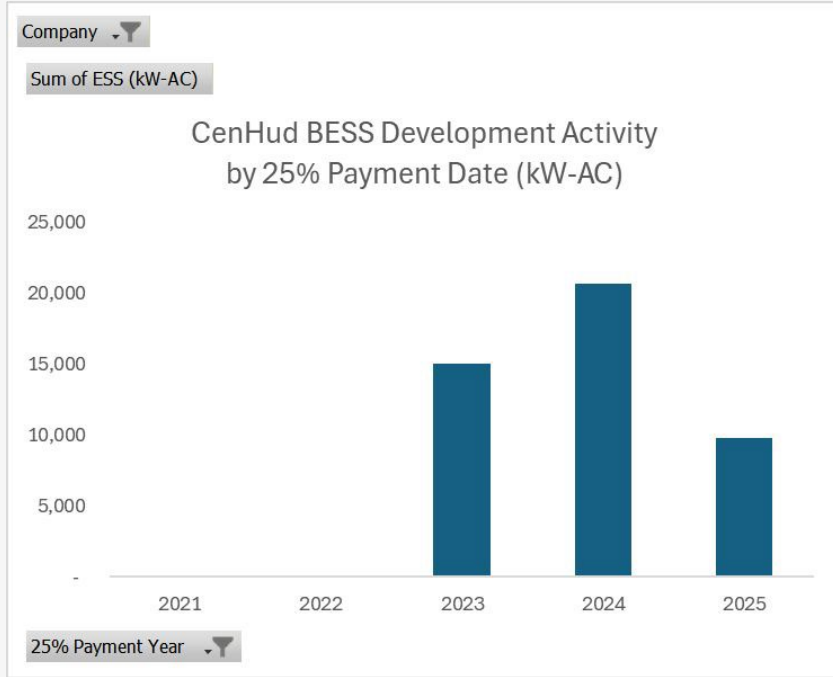
Data source: NYSDERDA. New York Department of Public Service. February 2026.



Data source: NYSERDA. New York Department of Public Service. February 2026.



Data source: NYSERDA. New York Department of Public Service. February 2026.



Data source: NYSEIDA. New York Department of Public Service. February 2026.



RECENT POLICY DEVELOPMENTS



DEC Jurisdiction Expansion

At the beginning of 2025, the Department of Environmental Conservation expanded their jurisdiction to cover small, unmapped wetlands. This created uncertainty for developers, as it eliminated siting options for projects.

In July, the DEC released a general permit for solar projects up to 25 MW AC with clear guidelines under its jurisdiction. The GP provides some regulatory relief including:

- **Clear Wetland Setbacks:** Reasonable buffer requirements for solar siting.
- **Storage Allowed in Buffer Zones:** Facilitates co-location of solar + storage.
- **Minor Wetland Disturbances Permitted:** For access roads and interconnection.
- **Agricultural Land Flexibility:** Easier siting on disturbed land/active farmland.



PSC Rescinds NY☐Sun Funding

In April 2025, the New York Public Service Commission unexpectedly cut \$271 million in previously authorized funding for the NYSERDA NY-Sun program.

NYSEIA filed a petition for rehearing citing errors of law and fact, as well as a change of circumstances at the federal level warranting reconsideration. The Commission denied our petition on August 14, 2025.

NYSERDA no longer offers residential solar incentives and is currently administering its final tranche of C&I NY-Sun funding.



Rally for Rooftop and Community Solar

In May 2025, NYSEIA organized the **largest mobilization of solar & battery workers** in New York State history. Hundreds gathered in the Capitol in Albany in support of rooftop and community solar and energy storage.

Immediately following the rally, the Senate Standing Committee on Environmental Conservation advanced the Accelerate Solar for Affordable Power (ASAP) Act and referred it to the Finance Committee for consideration - a significant step toward final passage.

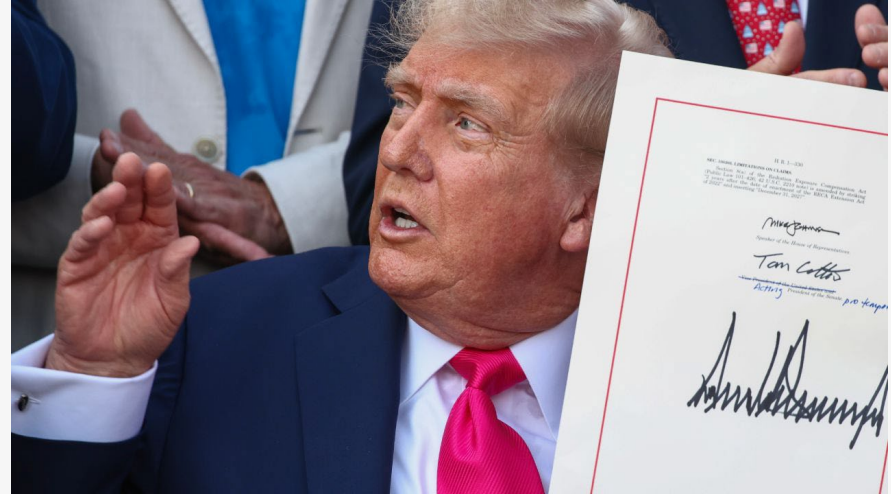


Federal Funding Cuts

In July, the President signed federal budget legislation that dismantled nearly all support for clean energy:

- Eliminated the 25D Residential Tax Credit for homeowners
- Placed stringent rules and timelines on projects to qualify for the 48E Investment Tax Credit
- Enacted Foreign Entity of Concern (FEOC) restrictions placing a strict domestic content requirement on projects

Later in the year, the federal EPA clawed back \$249M that was awarded to New York under the Biden Administration through the Solar For All program (low-income residential and community solar).



Interconnection Reforms in National Grid

NYSEIA intervened in National Grid's rate, and successfully negotiated key reforms to address rising interconnection costs in a Joint Proposal approved in August, with an effective date of February 14, 2026. These reforms include:

- **Developer Self-Performance Program:** National Grid is establishing a program allowing DER developers to self-perform distribution upgrades — including EPC work on de-energized lines, point of interconnection facilities, and express feeders—reducing costs and delays while maintaining safety, reliability, and labor standards.
- **Unlocking N-1 Hosting Capacity:** National Grid will now allow for the use of tripping technology at multibank substations instead of cost-prohibitive upgrades, unlocking ~2 GW of cost-effective hosting capacity. **This is an innovation that Central Hudson pioneered in NY several years ago!**

These are the most significant interconnection reforms New York has adopted in years. The self-performance program will give DER developers control over timelines, and the hosting capacity expansion will support cost-effective DER deployment across the territory.



Improved VDER Compensation: Coming Soon

NYSEIA and the Clean Energy Parties (CEP) are active in the MCOS and VDER proceedings to ensure DER are accurately compensated for T&D deferral value. In December 2025, DPS filed its proposed Demand Reduction Value (DRV) compensation levels, which are 2-3X higher than current rates in NYSEG, RG&E and National Grid territories and 25% higher than current rate in Con Edison.

If the DPS Staff White Paper is adopted without modification, Central Hudson's DRV rate will increase from \$14.55/kW-year to \$21.64/kW-year. This a significant bump on a percentage basis, but will still be the lowest in NY.

| | Current | JU | CEP | Staff |
|---------|---------|--------|--------|--------|
| Con Ed | 199.40 | 126.27 | 252.54 | 252.54 |
| Cen Hud | 14.55 | 10.82 | 21.64 | 21.64 |
| NYSEG | 29.67 | 42.62 | 85.23 | 85.23 |
| N. Grid | 61.44 | 73.30 | 146.59 | 146.59 |
| O&R | 64.78 | 11.37 | 22.73 | 22.73 |
| RGE | 31.92 | 33.43 | 66.85 | 66.85 |

2026 Policy Priorities



The ASAP Act

NYSEIA's top legislative priority is the **Accelerate Solar for Affordable Power** **ASAP Act** | S.6570.A | A.8758.A legislation that:

1. Increases New York's distributed solar goal to 20 gigawatts by 2035
2. Modernizes the interconnection process to drive down costs
3. Continues the NY Sun Program

The ASAP Act establishes the foundation for the next chapter of New York's distributed solar success story.

ASAP

ACCELERATE SOLAR FOR AFFORDABLE POWER ACT

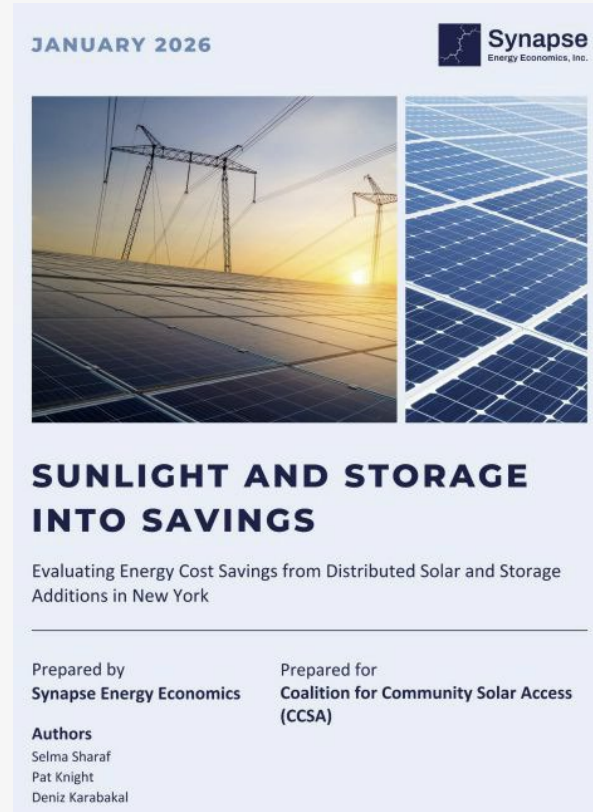


Report: Solar Saves New Yorkers \$1 Billion

In January 2026, Synapse Energy Economics published a report that quantifies the impact of achieving an expanded distributed solar goal (20 gigawatts by 2035) and reaching NY's energy storage goal.

The study finds that doing so will provide:

- **\$1 billion** in annual utility bill savings for all New Yorkers
- **Year-round savings** equally distributed Upstate and Downstate
- **Year-round reliability** benefits
- Nearly \$1 billion in avoided carbon emissions cost savings



New York FY 2027 Budget Negotiations

Earlier this week, the New York State Senate and Assembly published their FY 2027 budget proposals.

The Senate proposal included several impactful provisions to support distributed solar deployment:

- **The Accelerate Solar for Affordable Power (ASAP) Act**
- **\$250M appropriation for NYSERDA NY-Sun**
- **Modernizing the residential tax credit** by raising the per household cap to \$10k, allowing for BESS to be included in the basis, and making the credit refundable for LMI households

Over the next several weeks, the Senate, Assembly, and the Governor's office will negotiate and finalize a budget.

NYSEIA will be advocating for these impactful proposals to be included in the final budget.



THANK YOU NYS SENATE
for including the **ASAP Act**
in the One-House Budget
Proposal

ASAP

ACCELERATE SOLAR FOR AFFORDABLE POWER ACT



Other Statewide Legislative Priorities

Community SOLAR Act: Creates statewide guardrails to help local governments develop fair, consistent zoning and permitting for community solar (S.8119A | A.9087)

Modernize Residential Solar Permitting: Requires larger jurisdictions to adopt automated permitting tools that modernize solar reviews while maintaining full local control, reducing routine processing delays and supporting faster, lower-cost clean energy deployment (S.5781 | A.6270)

Solar for Nonprofits & Affordable Housing: Provides nonprofits and affordable housing with a direct-payment option for the solar and storage tax abatement, enabling broader adoption of solar + storage where it's currently inaccessible (S.4272 | A.5959)

Energy Storage Sales Tax Exemption: Updates New York's existing energy sales tax exemption to include commercial energy storage systems, lowering costs and accelerating deployment in high-impact locations (S.1527 | A.313) **included in Assembly One House Budget proposal*

Questions?

Join us!

www.nyseia.org

info@nyseia.org

Thank You

